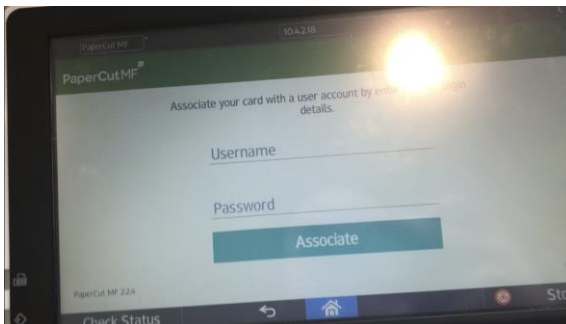


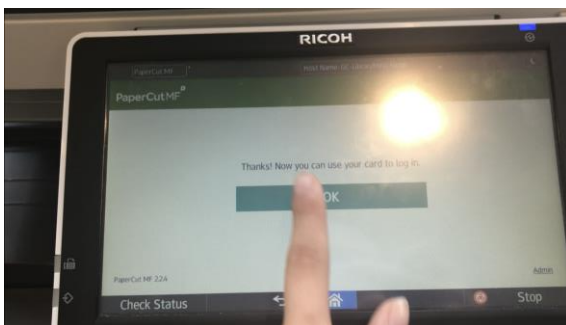
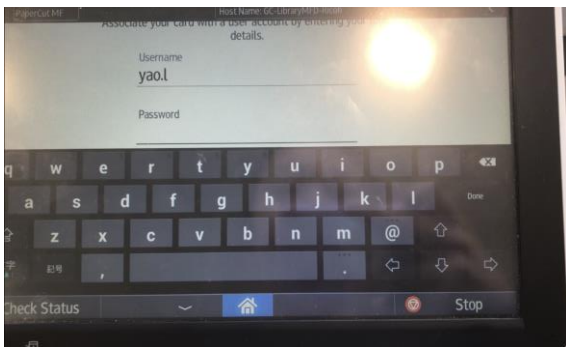
## How to sign in to a printer with your Cando card



**Step 1:** Scan your Cando card on to the card reader. If it doesn't read, try again.



**Step 2:** A screen will pop up for you to enter your school username and password. (Your username should be your last name and first initial of your first name, if you have a number as the number at the end.)



**Step 3:** After associating the card a screen should say that you are ready to use your card to log in. Now you can log in by scanning your card!